




Please share as much information about the project as possible and send the filled datasheet to info@ganzmotor.hu, or submit through the contact form on <https://www.ganzmotor.hu>.

Main project data

Customer	
Project description	
Date of inquiry	
Type of vehicle	Locomotive Maintenance of way vehicle Motor coach Passenger coach EMU / DMU Other:
Requested quantity	
Country of operation Please attach clearance gauge drawing if possible	

Main technical data – Gearbox

Gearbox and drive type		<p>Electric</p> <p>Single- or two-stage helical reduction gearbox connected to an electric motor.</p>
		<p>Hydrostatic</p> <p>Two-stage helical reduction gearbox connected to a hydraulic motor.</p>
		<p>Hydrodynamic</p> <p>Single- or two-stage helical-bevel gearbox driven by cardan shaft.</p>
Track gauge (mm)	1000 1067 1435 1520 1600 1668 1676 Other:	
Axle load maximum (t)		
Wheel diameter new / worn (mm)	920 / 840 760 / 680 Other: /	
Maximum speed (km/h)		
Nominal traction power per axle (kW)		
Starting tractive effort per axle (kN)		
Input revolution maximum (1/min)		
Remarks		